

4 - SECTION BED WITH TRENDELENBURG

This new series of beds, available in 2, 3 and 4 sections, with or without tilting facility (Trendelenburg and reverse Trendelenburg), meets the most recent requirements of modern hospital, thanks to its new design, technique and functionality.

The main characteristics are:

- 2 different types of mattress platform, removable
- 4 different types of head and foot panels, removable and interchangeable
- 4 different types of antistatic castors

The innovative ABS, available in humidity/air circulation, ensures the comfort of the patient and the easy cleaning of the bed.

External support for Lifting Pole and 1 vertical wall bumper

سوماتكو
SOMATCO
www.somatco.com



* Removable thermoformed ABS mattress platform "Hospi-clean®"

* 2 Internal supports for Lifting Pole

* 4 Receiving sockets for I.V. rod

* 4 accessory holders

* Lateral shock absorbing rails

Hand lever for backrest

Hand lever for thigh section

* Antistatic twin swivelling castors 150 mm Ø.


* Steel sheet base cover

* Foot III-16 to 80

* Options

CHOICE OF 4 DIFFERENT TYPES OF HEAD AND FOOT PANELS

1




Classic

In stratified plastic laminate (Optional) or chipboard with plastic laminated surfaces and edges bordered ABS (Standard) surrounded by Stainless Steel bows.



Bed Model BL3 with "Classic" Panels

2




Hospi-line

Sandwich construction in mass coloured thermoformed ABS with stainless steel band rail (Optional).



Bed Model BL3 with "Hospi-line" Panels

3



Hospi-plast

Sandwich construction in mass coloured thermoformed ABS with plastic laminate central ornament and stainless steel band rail. (Optional)



Bed Model BL3 with "Hospi-plast" Panels

4



Clinic-line

Sandwich construction in mass coloured thermoformed ABS with hand grips and plastic laminate central ornament (Optional).



Bed Model BL3 with "Clinic-line" Panels

ADJUSTABLE HEIGHT BED MODEL BL3



“Standard” version with:

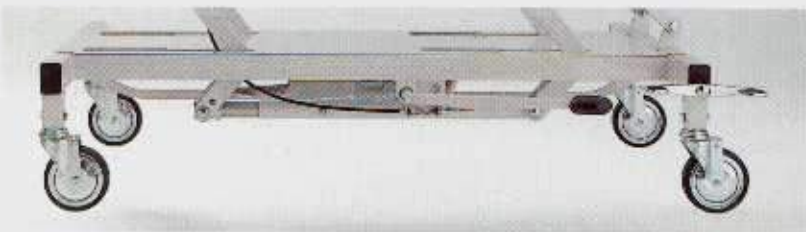
- Removable steel weldmesh
- 4x125 mm antistatic independent castors
- Steel sheet base cover (Optional)
- Stratified plastic laminate panels (Optional)

CHOICE OF 4 DIFFERENT TYPES OF CASTORS




4x125 mm Ø Antistatic swivelling castors with 2 independent brakes (diagonal), one with steering lock and one free (Standard)

1



4x125 mm Ø Antistatic swivelling castors with central braking and steering system achieved by 2 pedals located at either side (Optional)

2



4x150 mm Ø Antistatic swivelling castors with central braking and steering system achieved by 2 pedals located at either side (Optional).

3




4x150 mm Ø Antistatic Twin swivelling castors with central braking and steering system achieved by 2 pedals located at either side (Optional).

4

ENBURG MODEL BL3-T

removable

The innovative "Hospi-clean®" mattress platform in thermoformed ABS, available in 2 and 3 sections, permits the correct balance between humidity/air circulation and the keeping on of the mattress for utmost comfort of the patient. It is removable for washing/disinfection and easy cleaning of the bed.



* Head and foot panels in stratified plastic laminate

removable
thermoformed ABS
mattress platform
"Hospi-clean®"

Removable head and foot bows in Stainless Steel

Vascular position band control

Epoxy powder finish



* Bed stripper

4 revolving wall bumpers
100 mm Ø

* Hand lever for Trendelenburg ± 15°

removable
sheet
cover

* Foot operated hydraulic
Hi-Low system (from 44
to 80 cm)

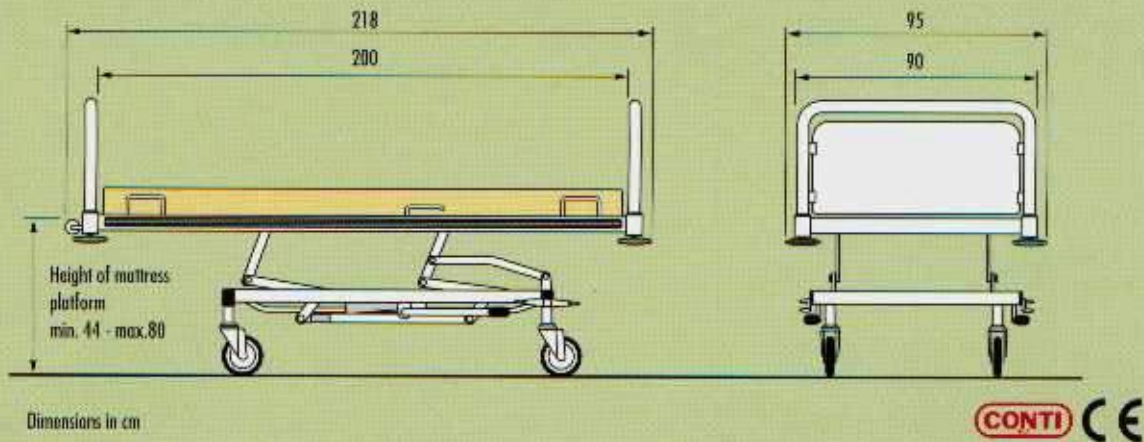
* Central braking and
steering system pedal

CONTI
ITALIA



ADJUSTABLE HEIGHT BEDS "BL" SERIES

ASTROSLIA
gallarate (milano) (it)

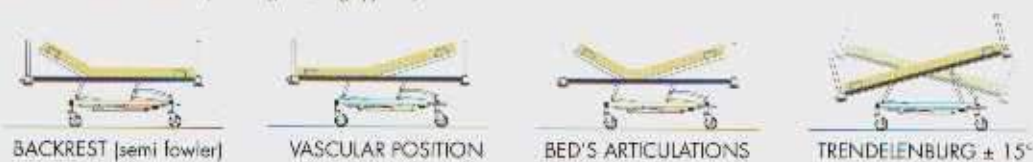


Bed Model BL1 (net weight 108 kg approx.)



2-section bed with adjustable backrest (up to 70°) by means of 2 hand levers located at either side assisted by gas spring. Fixed leg section.
* with Trendelenburg position Model BL1-T

Bed Model BL2 (net weight 115 kg approx.)



3-section bed with adjustable backrest (up to 70°) by means of 2 hand levers located at either side assisted by gas spring. Fixed flat seat section. Adjustable leg section (up to 14°) by means of toothbrack or assisted by gas spring (up to 20° - Optional).
* with Trendelenburg position Model BL2-T

Bed Model BL3 (net weight 130 kg approx.)



4-section bed with adjustable backrest (up to 70°) and thigh section (up to 30°) by means of hand levers located at either side assisted by gas springs. Fixed flat seat section. Adjustable calf section ($\sim 26^\circ$) by means of toothbrack.
* with Trendelenburg position Model BL3-T



Connect With Us

